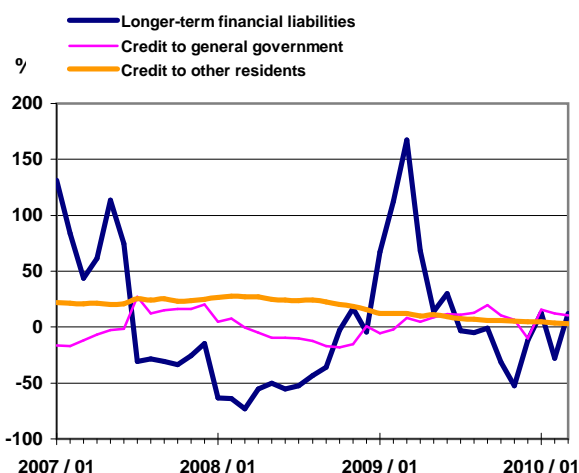
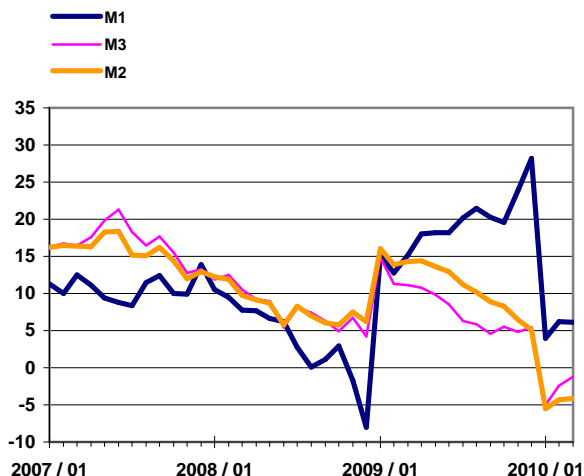


# Monetary aggregates and main counterparts

## The contribution of domestic MFIs to the Euro area monetary aggregates and counterparts of M3

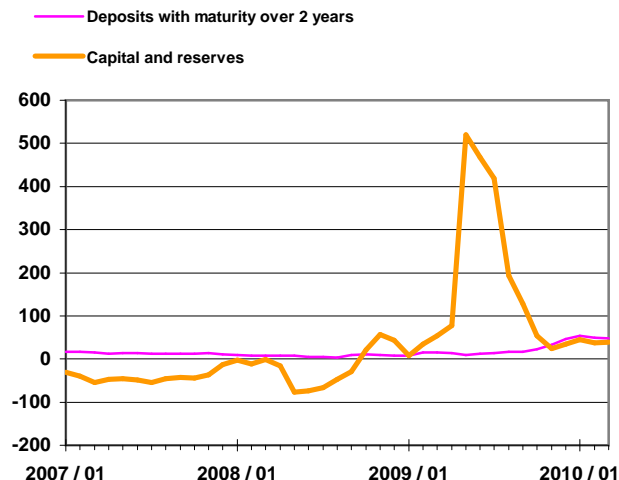
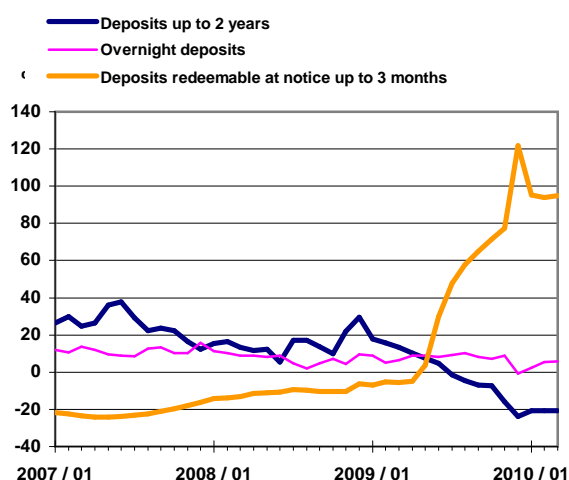
					M3	Longer-term financial liabilities	Credit to general government	Credit to other residents	Loans	Net external assets
	M2		M3-M2	M1						
	M2-M1	M1								
<b>Outstanding amounts in million EUR</b>										
2009 / 03	22 677	15 907	38 584	937	39 522	1 657	13 642	31 477	30 197	3 749
2009 / 04	22 617	16 082	38 699	640	39 338	1 516	13 376	31 414	30 130	3 528
2009 / 05	23 304	15 716	39 020	611	39 631	1 256	14 067	31 670	30 144	4 265
2009 / 06	23 495	14 772	38 267	401	38 668	1 386	14 586	31 888	30 197	4 231
2009 / 07	23 326	14 709	38 035	260	38 295	1 116	14 339	32 128	30 215	4 905
2009 / 08	22 926	15 014	37 940	306	38 245	1 368	14 228	32 438	30 440	5 327
2009 / 09	23 121	14 450	37 571	224	37 795	1 652	14 490	32 336	30 482	5 848
2009 / 10	22 883	14 413	37 296	262	37 558	1 551	13 622	32 592	30 515	5 731
2009 / 11	23 570	13 631	37 201	670	37 871	1 337	13 507	32 662	30 625	5 595
2009 / 12	24 478	13 344	37 821	1 050	38 872	2 097	13 793	32 341	30 259	5 302
2010 / 01	23 500	13 455	36 955	1 302	38 256	2 015	14 412	32 364	30 374	5 013
2010 / 02	23 783	13 412	37 194	1 679	38 874	1 561	14 645	32 286	30 312	5 025
2010 / 03	24 052	12 939	36 991	2 053	39 044	2 007	15 163	32 417	30 310	5 070
<b>Transactions in million EUR</b>										
2009 / 03	270	-556	-286	-58	-343	-290	701	240	76	372
2009 / 04	-64	173	109	-298	-189	-198	-258	-62	-62	-207
2009 / 05	712	-345	367	-28	339	-293	706	267	28	682
2009 / 06	191	-944	-753	-207	-960	181	523	225	60	-20
2009 / 07	-169	-62	-232	-138	-370	-311	-264	234	19	663
2009 / 08	-395	309	-86	46	-40	231	-136	311	228	114
2009 / 09	207	-555	-347	-79	-426	223	241	-98	54	399
2009 / 10	-235	-34	-268	40	-229	-98	-884	264	42	-144
2009 / 11	693	-776	-82	405	323	-293	-146	85	129	-221
2009 / 12	889	-302	587	380	967	988	299	-327	-354	-217
2010 / 01	-993	100	-893	250	-642	-14	613	-4	112	-263
2010 / 02	272	-52	220	378	597	-569	221	-82	-63	-56
2010 / 03	265	-475	-210	374	164	529	498	135	4	117
<b>Growth rates in %</b>										
2009 / 03	15,20	13,00	14,30	-47,60	11,10	167,50	8,30	12,00	11,30	1,11
2009 / 04	18,00	9,70	14,40	-61,50	10,80	68,50	4,70	10,20	9,40	0,95
2009 / 05	18,20	7,30	13,60	-64,40	9,80	14,20	8,70	10,80	9,10	1,19
2009 / 06	18,20	5,40	12,90	-76,50	8,50	29,90	11,50	9,10	6,90	1,00
2009 / 07	20,20	-0,60	11,20	-85,40	6,30	-3,20	10,90	7,60	4,70	1,16
2009 / 08	21,50	-3,50	10,20	-81,40	5,90	-5,20	12,80	7,20	4,10	1,02
2009 / 09	20,30	-5,40	8,90	-85,80	4,60	-0,90	19,50	6,00	3,50	1,08
2009 / 10	19,60	-5,70	8,30	-77,00	5,50	-31,30	10,30	5,80	2,50	0,98
2009 / 11	23,90	-14,30	6,50	-43,30	4,80	-52,50	6,60	5,40	1,80	0,96
2009 / 12	28,20	-21,10	5,10	21,00	5,40	-11,70	-9,90	4,90	1,10	0,96
2010 / 01	4,00	-18,50	-5,50	14,60	-5,00	12,70	15,90	4,90	1,60	0,95
2010 / 02	6,20	-18,50	-4,30	75,00	-2,40	-27,70	12,50	3,40	0,90	0,99
2010 / 03	6,10	-18,70	-4,10	127,10	-1,20	12,00	10,30	3,00	0,70	1,02



## Monetary aggregates and main counterparts

### The contribution of domestic MFIs to the Euro area monetary aggregates and counterparts of M3

	Currency in circulation*	Overnight deposits	Deposits with agreed maturity up to 2 years	Deposits redeemable at notice up to 3 months	Repos	Money market fund units	Debt securities issued up to 2 years	Deposits with agreed maturity over 2 years	Deposits redeemable at notice over 3 months	Debt securities issued over 2 years	Capital and reserves
<b>Outstanding amounts in million EUR</b>											
2009 / 03	6 485	16 192	15 614	293	0	1 543	-605	2 838	785	-3 408	1 442
2009 / 04	6 586	16 030	15 792	289	0	1 553	-914	2 793	786	-3 518	1 455
2009 / 05	6 635	16 669	15 405	311	0	1 592	-982	2 694	785	-3 720	1 497
2009 / 06	6 645	16 850	14 385	387	0	1 606	-1 205	2 711	783	-3 681	1 574
2009 / 07	6 724	16 601	14 267	442	0	1 616	-1 357	2 741	781	-4 120	1 714
2009 / 08	6 690	16 235	14 547	467	0	1 615	-1 310	2 823	777	-4 049	1 817
2009 / 09	6 665	16 456	13 968	482	0	1 643	-1 419	2 978	775	-4 134	2 033
2009 / 10	6 697	16 187	13 917	496	0	1 642	-1 380	3 140	775	-4 419	2 054
2009 / 11	6 770	16 800	13 122	509	0	1 676	-1 005	3 430	780	-5 002	2 129
2009 / 12	6 984	17 494	12 676	668	0	1 723	-673	3 855	784	-4 751	2 208
2010 / 01	6 798	16 702	12 871	584	0	1 759	-458	4 035	784	-5 028	2 224
2010 / 02	6 819	16 964	12 834	577	0	1 813	-133	4 196	787	-5 706	2 284
2010 / 03	6 927	17 125	12 368	571	0	1 823	231	4 203	790	-5 324	2 338
<b>Transactions in million EUR</b>											
2009 / 03	182	88	-551	-5	0	-18	-39	17	2	-367	58
2009 / 04	102	-165	176	-4	0	10	-308	-46	1	-103	-51
2009 / 05	49	663	-367	22	0	39	-67	-99	-1	-189	-4
2009 / 06	10	181	-1 020	76	0	14	-220	17	-2	46	120
2009 / 07	79	-248	-117	55	0	10	-149	30	-2	-407	68
2009 / 08	-34	-361	284	25	0	-1	47	82	-3	84	68
2009 / 09	-25	232	-569	15	0	27	-106	155	-2	-58	128
2009 / 10	31	-266	-48	14	0	-1	41	163	0	-301	40
2009 / 11	73	620	-789	14	0	34	371	289	5	-568	-19
2009 / 12	214	675	-461	159	0	47	332	426	4	278	280
2010 / 01	-186	-807	185	-85	0	36	214	180	0	-186	-8
2010 / 02	21	250	-45	-6	0	54	324	161	3	-656	-77
2010 / 03	108	158	-469	-6	0	10	364	7	3	399	120
<b>Growth rates in %</b>											
2009 / 03	44,70	6,40	13,50	-5,60		-27,70		15,90	1,80		53,90
2009 / 04	47,50	8,90	10,10	-5,00		-28,90		14,00	2,70		77,10
2009 / 05	50,40	8,80	7,40	3,70		-28,20		9,90	2,80		519,40
2009 / 06	53,60	8,30	4,80	30,00		-28,90		12,60	2,30		468,50
2009 / 07	59,10	9,30	-1,60	47,60		-28,00		13,30	2,70		418,40
2009 / 08	60,10	10,40	-4,70	57,80		-27,50		17,00	2,80		192,70
2009 / 09	66,70	8,10	-6,80	65,00		-22,00		16,70	3,30		128,60
2009 / 10	66,70	7,10	-7,20	71,50		-0,70		22,50	3,90		53,80
2009 / 11	89,50	8,80	-16,00	77,20		9,80		33,70	5,40		23,50
2009 / 12	389,40	-0,90	-23,70	121,70		19,00		46,90	0,80		34,60
2010 / 01	8,80	2,20	-20,60	95,20		9,40		53,50	0,60		45,50
2010 / 02	8,20	5,40	-20,60	93,90		16,10		48,70	0,50		37,70
2010 / 03	6,80	5,80	-20,80	94,90		18,10		48,10	0,60		39,70



\* Currency in circulation comprises the National bank of Slovakia share of euro banknotes issued in the Eurosystem